


www.versa-valves.com
e-mail: sales@versa-valves.com



QUALITY IS ABSOLUTE

Quality has no degrees at Versa. Every product is designed and manufactured to conform to uniformly high standards. These standards are assured by a quality management system which includes ISO 9001 certification and testing of all products prior to shipment.

No matter how tough the application or environmental demands, Versa offers you a choice of valves to meet the challenge. Advanced design, durable construction materials and rigid manufacturing standards provide valves you can rely on for years of trouble-free performance.

Be it a single valve or a pneumatic system, Versa's commitment to quality is uncompromising. Count on it.



THE COMMITMENT CONTINUES

Fluid Power is our business. It is our only business, so we have to be good at it. Since its beginning in 1949, Versa has maintained its commitment to quality products and satisfied customers.

Our focus on product variety, technical expertise and company support remains constant. It all begins with a responsiveness to industry needs and ends with delivery of *the valve or system you need—when you need it.*

We view ourselves as problem solvers and that role requires more than making good products. It is what we do before and after that is equally important. From drawing board to user satisfaction, our commitment is continuous.

HOW WE PUT IT TOGETHER IS WHAT SETS US APART

The Versa line of Air Control Valves offers a broad selection of sizes, types, actuators and mountings.

The total spectrum of application covers a wide diversity of markets, which gives us a foothold in numerous important fields, and allows us to develop new ideas.

If you think nobody makes the valve you need, you haven't asked us.

WORLDWIDE ACCESSIBILITY

More than 500 fluid power representatives and over 100 stocking locations comprise Versa's worldwide distribution system. They are supported by manufacturing and technical centers in the United States and The Netherlands.


The distributor network is the key to customer service and the source of continuous application feedback. Versa uses this input as part of its research and development program in an effort to respond to individual and industry needs.

Versa makes certain that our distributors' sales and service personnel receive factory training on an ongoing basis.

Our distributor family is a source of pride to Versa—but more important—it is a source of support and service to all of our customers.

Contact Versa for the distributor servicing your specific area.





SERIES C TYPE VALVES

C3 VALVES

Function:
Four-Way 5/2

Port Sizes:
10-32 UNF or M5

Service:
Pneumatic-vacuum
to 115 psi (8 bar)

Style:
Side-ported (individual valves)
Gang mounting (2 or more valves)
Supply & Exhaust manifold mounting
(2 to 10 valves)

Construction:
Packed, balanced spool design
Anodized aluminum, stainless steel, brass, nylon
FKM (fluorocarbon) seals

Orifice/Flow:
0.118" (3.0 mm)/C_v 0.23 (K_v3.3)

Actuation:
Solenoid/pilot-low watt service
Remote pressure pilot



Bulletin: C3



C5 & C7 VALVES – Body-ported

Function: Four-Way multipurpose 5/2 & 5/3

Port Sizes:

Style:
Side-ported (individual valves)
Gang mounting (2 or more valves)
Supply & Exhaust manifold mounting (2 to 10 valves)

C5 = 1/8" NPT or G1/8
C7 = 1/4" NPT or G1/4

Construction:
Packed, balanced spool design
Anodized aluminum, stainless steel, brass &
synthetic resin


FKM (fluorocarbon) seals
Orifice/Flow:
C5 = 0.197" (5 mm)/C_v0.75 (K_v11)
C7 = 0.276" (7 mm)/C_v1.6 (K_v23)

Actuation:
Solenoid/pilot
Solenoid/pilot-low watt service
Remote pressure pilot
Manual

Service: Pneumatic-vacuum to 115 psi (8 bar)



Bulletin: C



C5 & C7 VALVES – Manifold Mounting

Function: Four-Way multipurpose 5/2 & 5/3

Style:
Modular manifold mounting
(1 to 12 stations)
with or without plug-in
electrical connection

Cylinder Port Sizes:
C5 = 1/8" NPT or G1/8, 1/4" NPT or G1/4
C7 = 1/4" NPT or G1/4, 3/8" NPT or G3/8

Construction:
Packed, balanced spool design
Anodized aluminum, stainless
steel, brass and synthetic resin
FKM (fluorocarbon) seals

Common Inlet & Exhaust Port Sizes:
C5 = 1/4" NPT or G1/4
C7 = 3/8" NPT or G3/8

Orifice/Flow:
C5 = 0.197" (5 mm)/C_v0.75 (K_v11)
C7 = 0.276" (7 mm)/C_v1.5 (K_v22)

Actuation:
Solenoid/pilot
Solenoid/pilot for low watt service

Service: Pneumatic-vacuum to 115 psi (8 bar)



Bulletin: C



SERIES E TYPE VALVES EZ Bantam VALVES

Function:

Two-Way 2/2
 Three-Way 2/2, 3/2
 Directional 3/2
 Multipurpose 3/2

Style:

Side-ported (individual valves)
 Multiple manifolding (2 or more valves)

Construction:

Aluminum & stainless steel
 FKM (fluorocarbon) seals

Orifice/Flow:

1/32 to 1/8" (0,8 to 3,2 mm)/
 Cv.03 to .21 (Kv0.4 to 3)

Actuation:

Direct solenoid

Service:

Pneumatic or hydraulic-vacuum to 500 psi (35 bar)

Sizes: 1/8" NPT



Bulletin: E



E5 Compact VALVES

Function:

Two-Way 2/2
 Three-Way 2/2, 3/2
 Directional 3/2
 Multipurpose 3/2

Style:

Side-ported

Construction:

Stainless steel
 NBR (nitrile) seals-ordinary service
 FKM (fluorocarbon) seals-hazardous service

Orifice/Flow:

1/32 to 1/8" (0,8 to 3,2 mm)/
 Cv.03 to .21 (Kv0.4 to 3)

Actuation:

Direct solenoid
 Direct solenoid for hazardous locations
 Direct solenoid for low watt hazardous locations

Service: Pneumatic or hydraulic-vacuum to 500 psi (35 bar)

Sizes: 1/8" NPT



Bulletin: E



E Full Size VALVES

Function:

Two-Way 2/2
 Three-Way 2/2, 3/2
 Directional 3/2
 Multipurpose 3/2

Style:

Side-ported
 Subplate mounting (individual valves)
 Multiple manifold mounting (2 or more valves)

Construction:

Stainless steel or aluminum
 NBR (nitrile) seals-ordinary service
 FKM (fluorocarbon) seals-optional

Orifice/Flow:

3/64 to 1/4" (1,2 to 6,4 mm)/
 Cv.06 to .79 (Kv0.9 to 11.5)

Actuation:

Direct solenoid
 Direct solenoid for hazardous locations


Sizes:

1/8" NPT or G1/8
 1/4" NPT or G1/4

Service: Pneumatic or hydraulic-
 vacuum to 250 psi (17 bar)



Bulletin: E



SERIES K4.7 & K6.5 VALVES

Air Management System

Function:

Four-Way 4/2, 4/3; can be used as 2, 3, or 4-way
Five-Way 4/2, 4/3

Style:

Subplate mounting (individual valves)
Multiple manifold system (some with custom integrated circuitry)

Construction: O ring packed balanced spool design requires minimal force independent of controlled pressure for actuation; bubbletight sealing
Small physical size with large flow
Aluminum & stainless steel

FKM (fluorocarbon) — O ring seals

Actuation:

Solenoid/pilot
Solenoid/pilot for hazardous locations
Solenoid/pilot for low watt hazardous locations
Solenoid/pilot for low watt service
Remote pressure pilot
Manual; Mechanical

Sizes:

1/4" NPT or G1/4

Orifice/Flow:


K4.7=3/16" (4,7 mm)/

$C_v 0.7$ ($K_v 10.1$)

K6.5=1/4" (6,5 mm)/

$C_v 1.2$ ($K_v 17.4$)

Service: Pneumatic-vacuum to 175 psi (12 bar)



Bulletin: K



SERIES B VALVES

Function: Two-Way, 2/2
Three-Way, 2/2

Sizes: 1/8" NPT

Style: Side-ported

Multiple manifold mounting (2 or more valves)

Construction:

O ring packed poppet; bubbletight sealing.

Brass & Stainless steel

O ring seals—NBR (nitrile) standard

Orifice/Flow:

3/16" (4,7mm)/ $C_v 0.6$ ($K_v 8.7$)


Actuation:

Manual
Remote pressure pilot
Mechanical

Service: Pneumatic-vacuum to 200 psi (14 bar)



Bulletin: B



SERIES V, and T VALVES

Function:

Two-Way 2/2
Three-Way 3/2, 3/3
Four-Way 5/2, 5/3
Five-Way 5/2, 5/3
Selector 3/2, 3/3
Diverter 3/2, 3/3

Sizes:

1/8" NPT or G1/8 = 3/8" (9,5mm)/ $C_v 1.4$ ($K_v 20$)
1/4" NPT or G1/4 = 3/8" (9,5 mm)/ $C_v 1.8$ ($K_v 26$)
3/8" NPT or G3/8 = 5/8" (16 mm)/ $C_v 3.4$ ($K_v 49$)
1/2" NPT or G1/2 = 5/8" (16 mm)/ $C_v 4.0$ ($K_v 58$)
3/4" NPT or G3/4 = 1 1/16" (27mm)/ $C_v 9.7$ ($K_v 140$)
1" NPT or G1 = 1 1/16" (27mm)/ $C_v 1.11$ ($K_v 161$)
1 1/4" NPT or G1 1/4 = 1 1/4" (32 mm)/ $C_v 14.9$ ($K_v 216$)

Orifice/Flow:

Style:

Side-ported
Subplate mounted (individual valves)
Multiple manifold mounting (2 or more valves)

Construction: O ring packed balanced spool design requires minimal force independent of controlled pressure for actuation; bubbletight sealing. Full flow port design.

Forged brass, rod brass & stainless steel

O ring seals – NBR (nitrile) Series V standard

TFE (teflon) Series T standard

Actuation:

Solenoid/pilot
Solenoid/pilot for hazardous locations
Solenoid/pilot for low watt hazardous locations
Solenoid/pilot for low watt service
Remote pressure pilot
Bleed pilot
Combination Actuators

Manual

Pedal/treadle

Mechanical


Bulletin: VT

Service:

Series V pneumatic-vacuum to 200 psi (14 bar)

Series T hydraulic-to 500 psi (35 bar)





AUTOMATION & CONTROL VALVES & COMPONENTS FOR PROCESS CONTROL

Type: Series B316 Series B900 Series B550 & B900	Function: Three-Way 3/2 Main Supply Reset Indicating Relay	Construction: 316 Stainless steel 316 Stainless steel Hardcoated aluminum or 316 Stainless steel O ring seals – FKM (fluorocarbon)
--	--	--

Sizes: 1/4" NPT
Service: Pneumatic - to 200 psi (14 bar)
Actuation:
 Solenoid/pilot Remote pressure pilot
 Solenoid/pilot for hazardous Manual locations
 Solenoid/pilot for low watt Mechanical hazardous locations
 Combination actuators

Bulletin: B316



SERIES C316 VALVES

Function: Three-Way 3/2 Four-Way 5/2	Sizes: 1/4" NPT	Style/Flow: Side-ported or Manifold mounted/ Cv 2.0 (Kv 29.3) NAMUR/ Cv 1.6 (Kv 23.5)
---	---------------------------	---

Construction: Fluorocarbon packed balanced spool design requiring minimal force independent of controlled pressure for actuation.
316 Stainless steel

Sealing: Bubbletight
Service: Pneumatic- to 150 psi (10 bar)
Actuation: Solenoid
Pilot
Latching



Bulletin: C316S

Bulletin: C316NE



SERIES V316 VALVES

Function: Three-Way 3/2, 3/3 Four-Way 5/2, 5/3 Selector 3/2, 3/3 Diverter 3/2, 3/3	Style: Side-ported	Sizes: 1/4" NPT = 3/8" (9,5 mm)/Cv 1.8 (Kv 26) 3/8" NPT = 3/8" (9,5 mm)/Cv 2.0 (Kv 29) 1/2" NPT = 5/8" (16 mm)/Cv 5.5 (Kv 80)	Orifice/Flow:
---	------------------------------	---	----------------------


Construction: O ring packed balanced spool design requires minimal force independent of controlled - pressure for actuation; bubbletight sealing.
Service: Pneumatic- vacuum to 200 psi (14 bar)

Designed for corrosive atmospheres and aggressive media. Materials meet NACE Specification MR-01-75.
 Full flow design 316 Stainless steel
 O ring seals-FKM (fluorocarbon) per ASTM D-1418/ISO 1629

Actuation:
 Solenoid/pilot Remote pressure pilot
 Solenoid/pilot for hazardous Remote pressure air locations latch pilot
 Solenoid/pilot for low watt Manual hazardous locations Manual-latching
 Solenoid/pilot for low watt service




Bulletin: V316



VALVES FOR PNEUMATIC ACTUATORS

Function: E5: Three-Way - - - - - 1/4" NPT or G1/4 = 3/64" (1,2 mm) nominal/Cv.0.08 (Kv1.2)
 C5: Three-Way 3/2, 3/3-1/4" NPT or G1/4 = 0.197" (5 mm)/Cv0.75 (Kv11)
 C5: Four-Way 5/2, 5/3-- 1/4" NPT or G1/4 = 0.197" (5 mm)/Cv0.75 (Kv11)
Style: Direct mount
Construction: E5 & C5: anodized aluminum body & plunger, stainless steel solenoid parts.
 E5 Seals: NBR (nitrile); poppet
 C5 Seals: FKM (fluorocarbon); balanced spool
Actuation: E5: direct solenoid; C5: solenoid/pilot
Service: Pneumatic-E5: 0-150 psi (10.3 bar)
 C5: 10-115 psi (0.7 to 8 bar)



Bulletin: NMce



SERIES H VALVES

Function: Two-Way 2/2
 Three-Way 3/2
Sizes: 1/4" to 1" NPT
 or G
Flow: Up to Cv 1.9/ 10.5 GPM
 (Kv 27.8/ 40 L/Min.)
Style: Manifold mounting

Construction: Stainless steel (or aluminum) components utilizing a ceramic design assuring positive sealing and long life.

Sealing: Bubbletight

Service: Pneumatic- to 3600 psi (245 bar)
 Hydraulic- to 10,000 psi (680 bar)

Actuation: Solenoid
 Pilot
 Latching



Bulletin: H-Tech



ACCESSORIES

Function: Bleed Control Valves
 Bleed Valves
 Dust Excluders
 Electrical Quick Exhaust Valves
 Foot Guards
 Quick Exhaust Valves
 Shuttle Valves
 Status Indicators



Bulletin: ACC



www.versa-valves.com

WORLD HEADQUARTERS:

Versa Products Company, Inc.
22 Spring Valley Road
Paramus, NJ 07652, U.S.A.
Telephone: (201) 843-2400
FAX: (201) 843-2931
e-mail: sales@versa-valves.com



EUROPEAN HEADQUARTERS:

Versa B.V.
Prins Willem Alexanderlaan 1429,
7312 GB Apeldoorn, The Netherlands
Telephone: +01131-55-3681900
FAX: +01131-55-3681909
e-mail: sales@versa-valves.com

